

Scaled data based on original data using
LM-79-08 Approved Method: Electrical and Photometric Measurements of Solid-
State Lighting Products

Test Report Prepared for
Cooper Lighting Solutions
(formerly Eaton)

Brand: McGRAW-EDISON

Report Number: P226290

Luminaire Tested: **ISW-AF-1200-LED-E1-T2**

Issue Date: 3/3/2020

Test Information

Test Method: LM-79-08
Report Number: P226290
TEST IS SCALED FROM IESNA LM-79-08 TEST DATA (P35937)
Test Lab: INNOVATION CENTER-P3
Issue Date: 3/3/2020
Manufacturer: COOPER LIGHTING SOLUTIONS (FORMERLY EATON)
Product Line: MCGRAW-EDISON
Catalog Number: ISW-AF-1200-LED-E1-T2
Description: IMPACT ELITE LED WEDGE LUMINAIRE
LIGHT SQUARE WITH ACCULED OPTICS-TYPE II
Light Source: (16) 4000K CCT, 70 CRI LEDs
Ballast/Driver: ELECTRONIC DRIVER

Summary

Lumens per Lamp: N/A
Luminaire Lumens: 7047.1 lumens
Efficiency: N/A
Efficacy: 106.8 lumens/watt
Luminous Opening: Rectangular (W 0.5' x L: 0.5' x H: 0')
IES Classification: Type II - Medium - Cutoff
BUG Rating: B1 - U1 - G2

Input Watts (W): 66
Input Voltage (V): 120
Input Current (Ain): NR
Voltage Rise (V): NR
Power Factor: NR
Total Harmonic Distortion (THDi): NR
Frequency (hertz): 60
Stabilization Time: NR
Operation Time: NR
Ambient Temperature (°C): NR
Test Distance: 25 FT

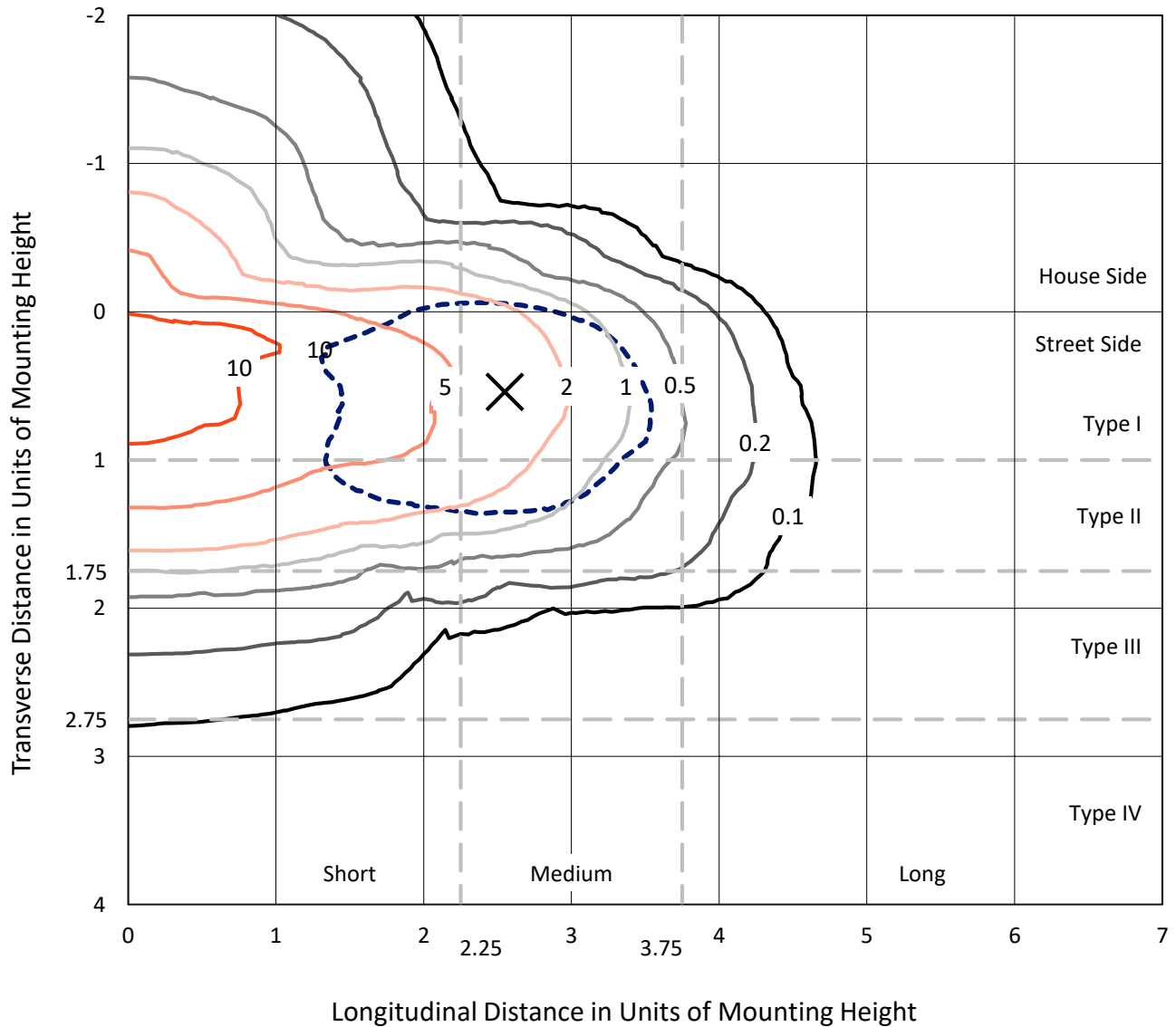


REPORT NUMBER: P226290

CATALOG NUMBER: ISW-AF-1200-LED-E1-T2

Iso-Footcandle Lines of Horizontal Illumination

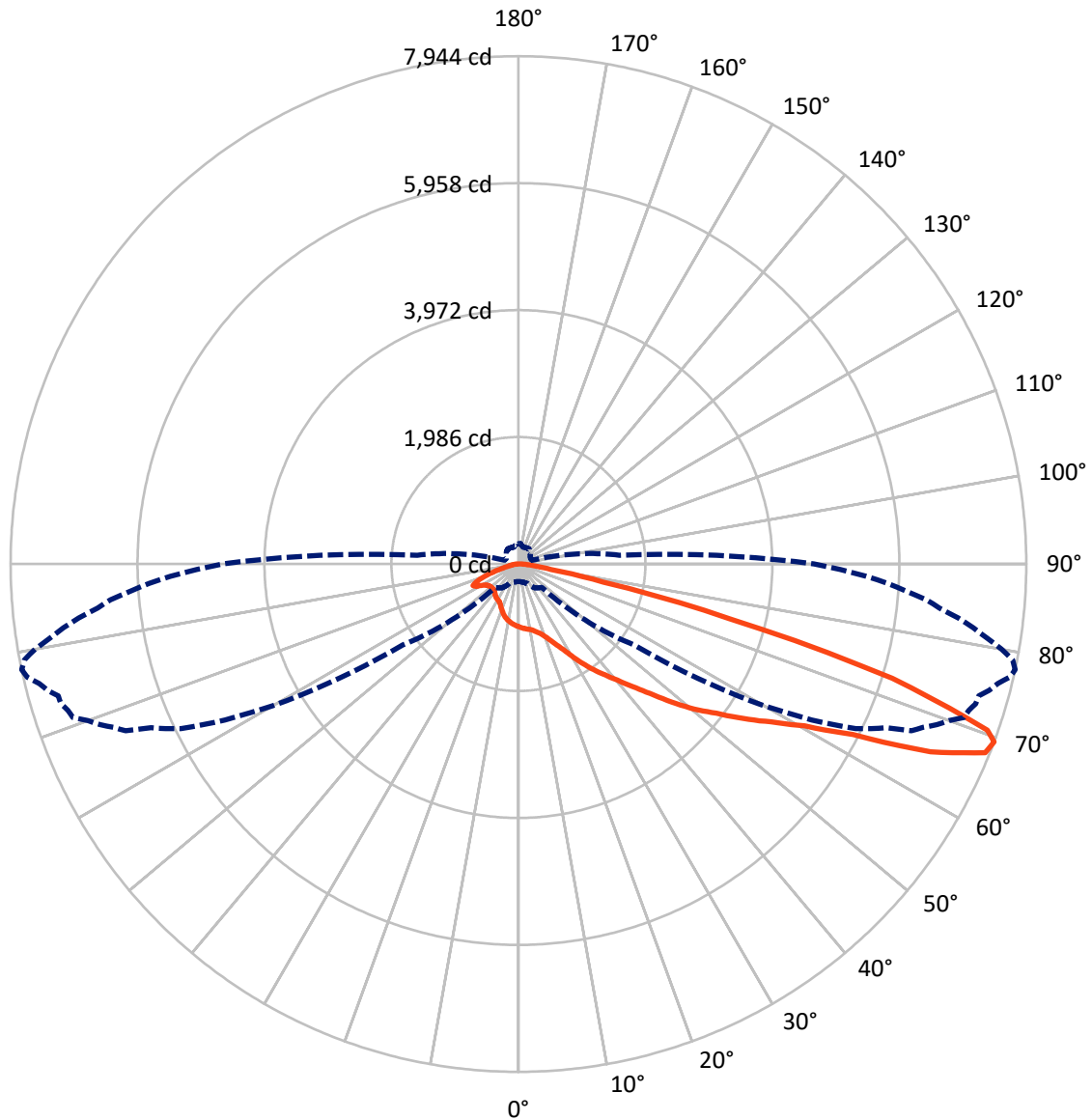
× Max cd
 - - - 1/2 Max cd



Based on 10 foot mounting height. Maximum calculated value = 12.6 fc
 Type II - Medium - Cutoff

REPORT NUMBER: P226290
CATALOG NUMBER: ISW-AF-1200-LED-E1-T2

Luminous Intensity Polar Plot



— Vertical Plane Through 78-Deg Lateral - - - Horizontal Cone Through 69-Deg Vertical

REPORT NUMBER: P226290

CATALOG NUMBER: ISW-AF-1200-LED-E1-T2

FLUX DISTRIBUTION:

		Downward	Upward	Total
House Side	Lumens	1288.4	2.5	1290.9
	% Fixture	18.3	0.0	18.3
Street Side	Lumens	5755.0	1.2	5756.2
	% Fixture	81.7	0.0	81.7
Total	Lumens	7043.4	3.6	7047.1
	% Fixture	99.9	0.1	100.0

Coefficient of Utilization

ZONAL LUMENS:

Zone	Lumens	% Fixture
0°-10°	91.0	1.3
10°-20°	274.8	3.9
20°-30°	492.6	7.0
30°-40°	804.2	11.4
40°-50°	1189.4	16.9
50°-60°	1553.1	22.0
60°-70°	1736.9	24.6
70°-80°	779.8	11.1
80°-90°	121.6	1.7
90°-100°	3.6	0.1
100°-110°	0.0	0.0
110°-120°	0.0	0.0
120°-130°	0.0	0.0
130°-140°	0.0	0.0
140°-150°	0.0	0.0
150°-160°	0.0	0.0
160°-170°	0.0	0.0
170°-180°	0.0	0.0
0°-90°	7043.4	99.9
0°-180°	7047.1	100.0



REPORT NUMBER: P226290

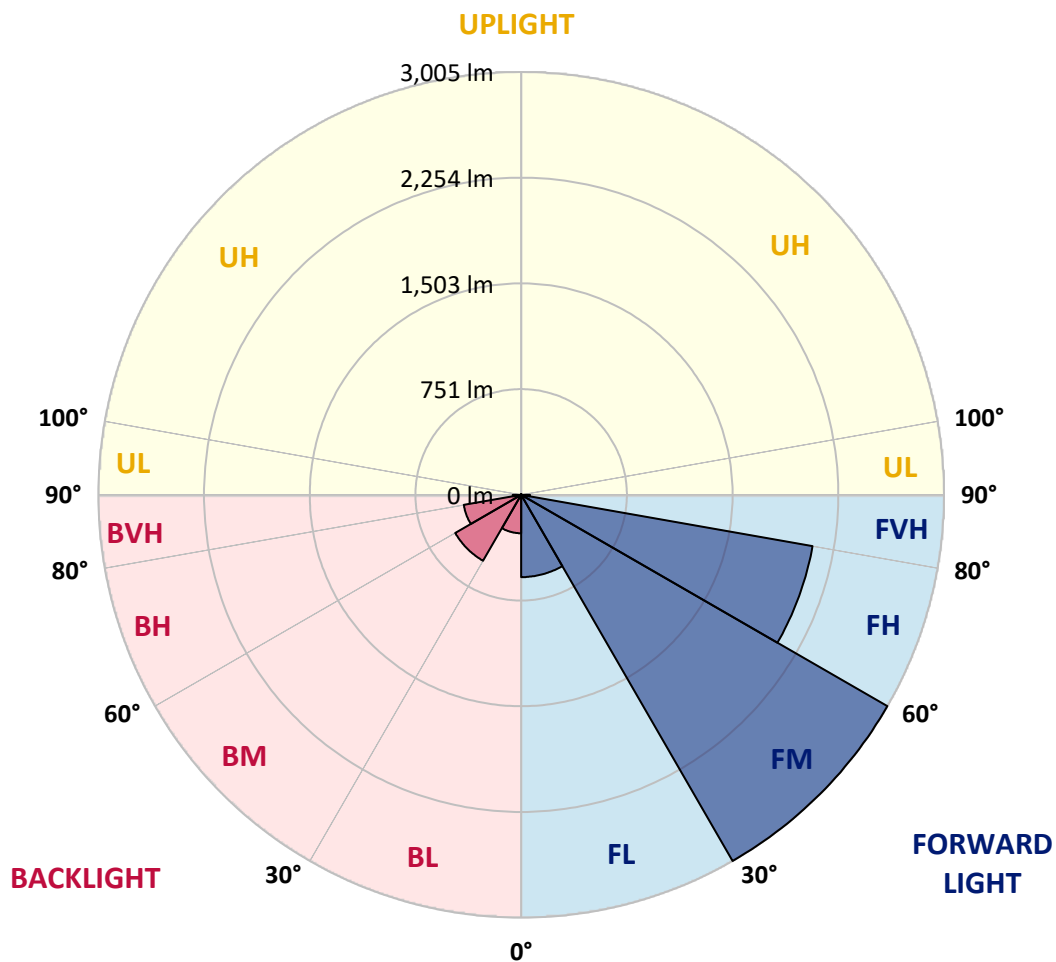
CATALOG NUMBER: ISW-AF-1200-LED-E1-T2

LUMINAIRE CLASSIFICATION SYSTEM LUMEN TABLE AND BUG RATING:

Zone	Lumens	% Fixture	Zone Rating/Lumen Limit		
			B	U	G
FL (0°-30°)	585.0	8.3			
FM (30°-60°)	3005.3	42.6			
FH (60°-80°)	2102.6	29.8			G2/5000
FVH (80°-90°)	62.1	0.9			G1/100
BL (0°-30°)	273.5	3.9	B1/500		
BM (30°-60°)	541.3	7.7	B1/1000		
BH (60°-80°)	414.1	5.9	B1/500		G1/500
BVH (80°-90°)	59.5	0.8			G1/100
UL (90°-100°)	3.6	0.1		U1/10	
UH (100°-180°)	2.5	0.0		U1/10	

BUG Rating: B1-U1-G2

Type II Medium





REPORT NUMBER: P226290

CATALOG NUMBER: ISW-AF-1200-LED-E1-T2

CANDELA DISTRIBUTION (FULL):

	0°	5°	15°	25°	35°	45°	55°	60°	61°	62°	64°
0°	980.1	980.1	980.1	980.1	980.1	980.1	980.1	980.1	980.1	980.1	980.1
2.5°	1049.6	1049.6	1046.6	1044.5	1041.5	1033.3	1021.0	1019.0	1017.9	1015.9	1013.8
5°	1126.4	1118.2	1120.2	1115.1	1103.9	1089.5	1067.0	1055.8	1049.6	1048.6	1044.5
7.5°	1188.8	1189.8	1186.7	1176.5	1161.2	1143.8	1113.1	1095.7	1090.6	1087.5	1080.3
10°	1233.8	1230.7	1228.7	1226.6	1214.3	1200.0	1161.2	1139.7	1135.6	1127.4	1119.2
12.5°	1266.5	1266.5	1266.5	1264.5	1257.3	1246.1	1215.4	1193.9	1188.8	1177.5	1170.4
15°	1302.3	1298.2	1294.1	1291.1	1292.1	1292.1	1269.6	1253.2	1245.0	1238.9	1224.6
17.5°	1379.0	1369.8	1360.6	1348.4	1328.9	1323.8	1322.8	1321.8	1310.5	1309.5	1295.2
20°	1444.5	1436.3	1428.1	1415.9	1388.2	1358.6	1373.9	1388.2	1386.2	1387.2	1380.1
22.5°	1525.3	1519.2	1502.8	1488.5	1452.7	1416.9	1418.9	1449.6	1453.7	1457.8	1459.9
25°	1635.8	1632.7	1606.1	1578.5	1537.6	1503.8	1472.1	1510.0	1518.2	1527.4	1545.8
27.5°	1747.3	1740.1	1711.5	1686.9	1635.8	1600.0	1556.0	1576.5	1588.7	1606.1	1634.8
30°	1891.5	1872.1	1861.9	1806.6	1759.6	1707.4	1669.6	1675.7	1673.6	1694.1	1738.1
32.5°	2100.2	2069.5	2018.4	1963.1	1907.9	1838.3	1806.6	1805.6	1800.5	1824.0	1848.6
35°	2212.7	2205.6	2173.9	2118.6	2058.3	1992.8	1972.4	1952.9	1956.0	1968.3	1977.5
37.5°	2334.5	2328.3	2303.8	2273.1	2227.1	2262.9	2149.3	2120.7	2107.4	2101.2	2104.3
40°	2387.8	2392.9	2406.2	2411.3	2384.7	2556.6	2332.4	2238.3	2234.2	2225.0	2215.8
42.5°	2399.0	2412.3	2438.9	2497.2	2522.8	2897.2	2483.9	2370.3	2353.9	2346.8	2347.8
45°	2439.9	2460.4	2465.5	2518.7	2639.4	2914.6	2654.8	2487.0	2474.7	2473.7	2467.6
47.5°	2539.2	2566.8	2566.8	2590.3	2704.9	2948.3	2713.1	2603.6	2595.4	2591.3	2607.7
50°	2553.5	2590.3	2664.0	2739.7	2822.5	2976.0	2779.6	2730.5	2733.5	2742.7	2790.8
52.5°	2310.9	2347.8	2542.2	2765.2	3035.3	3051.7	2879.8	2899.2	2919.7	2964.7	3052.7
55°	1981.6	2008.2	2238.3	2595.4	3043.5	3339.1	3131.5	3185.7	3228.6	3241.9	3380.0
57.5°	1560.1	1596.9	1831.2	2294.6	2842.0	3421.0	3710.4	3735.0	3686.9	3730.9	3781.0
60°	845.1	841.0	1167.3	1659.3	2418.5	3269.6	4269.1	4690.5	4700.8	4768.3	4687.5
62.5°	472.6	472.6	566.7	852.2	1556.0	2766.3	4537.1	5517.1	5645.1	5752.5	5988.8
65°	357.0	360.1	393.8	513.5	873.7	1746.3	4340.7	5799.5	6045.0	6291.6	6705.9
67.5°	296.7	296.7	321.2	382.6	546.3	792.8	3195.9	5232.7	5539.6	5834.3	6407.2
69°	275.2	276.2	294.6	336.6	457.3	515.6	2207.6	4436.8	4787.7	5195.9	5871.1
70°	264.9	261.9	279.3	314.0	414.3	407.1	1617.4	3857.8	4130.0	4496.2	5272.6
72.5°	235.3	232.2	241.4	268.0	326.3	290.5	659.8	2075.7	2486.0	2896.2	3515.1
75°	209.7	206.6	213.8	226.1	253.7	222.0	331.4	869.6	1052.7	1360.6	1877.2
77.5°	185.2	179.0	185.2	193.3	199.5	165.7	225.0	402.0	493.1	605.6	855.3
80°	167.8	161.6	168.8	164.7	156.5	127.9	149.4	234.3	259.8	311.0	407.1
82.5°	119.7	118.7	160.6	165.7	124.8	93.1	106.4	150.4	167.8	177.0	214.8
85°	73.7	70.6	93.1	118.7	126.8	58.3	68.5	89.0	93.1	101.3	119.7
87.5°	37.8	38.9	50.1	61.4	82.9	34.8	40.9	52.2	52.2	52.2	59.3
90°	9.2	11.3	15.3	21.5	17.4	9.2	15.3	12.3	14.3	12.3	14.3
92.5°	0.0	0.0	0.0	0.0	0.0	0.0	0.0	0.0	0.0	0.0	0.0
95°	0.0	0.0	0.0	0.0	0.0	0.0	0.0	0.0	0.0	0.0	0.0
97.5°	0.0	0.0	0.0	0.0	0.0	0.0	0.0	0.0	0.0	0.0	0.0
100°	0.0	0.0	0.0	0.0	0.0	0.0	0.0	0.0	0.0	0.0	0.0
102.5°	0.0	0.0	0.0	0.0	0.0	0.0	0.0	0.0	0.0	0.0	0.0
105°	0.0	0.0	0.0	0.0	0.0	0.0	0.0	0.0	0.0	0.0	0.0
107.5°	0.0	0.0	0.0	0.0	0.0	0.0	0.0	0.0	0.0	0.0	0.0



REPORT NUMBER: P226290

CATALOG NUMBER: ISW-AF-1200-LED-E1-T2

CANDELA DISTRIBUTION (continued):

	0°	5°	15°	25°	35°	45°	55°	60°	61°	62°	64°
110°	0.0	0.0	0.0	0.0	0.0	0.0	0.0	0.0	0.0	0.0	0.0
112.5°	0.0	0.0	0.0	0.0	0.0	0.0	0.0	0.0	0.0	0.0	0.0
115°	0.0	0.0	0.0	0.0	0.0	0.0	0.0	0.0	0.0	0.0	0.0
117.5°	0.0	0.0	0.0	0.0	0.0	0.0	0.0	0.0	0.0	0.0	0.0
120°	0.0	0.0	0.0	0.0	0.0	0.0	0.0	0.0	0.0	0.0	0.0
122.5°	0.0	0.0	0.0	0.0	0.0	0.0	0.0	0.0	0.0	0.0	0.0
125°	0.0	0.0	0.0	0.0	0.0	0.0	0.0	0.0	0.0	0.0	0.0
127.5°	0.0	0.0	0.0	0.0	0.0	0.0	0.0	0.0	0.0	0.0	0.0
130°	0.0	0.0	0.0	0.0	0.0	0.0	0.0	0.0	0.0	0.0	0.0
132.5°	0.0	0.0	0.0	0.0	0.0	0.0	0.0	0.0	0.0	0.0	0.0
135°	0.0	0.0	0.0	0.0	0.0	0.0	0.0	0.0	0.0	0.0	0.0
137.5°	0.0	0.0	0.0	0.0	0.0	0.0	0.0	0.0	0.0	0.0	0.0
140°	0.0	0.0	0.0	0.0	0.0	0.0	0.0	0.0	0.0	0.0	0.0
142.5°	0.0	0.0	0.0	0.0	0.0	0.0	0.0	0.0	0.0	0.0	0.0
145°	0.0	0.0	0.0	0.0	0.0	0.0	0.0	0.0	0.0	0.0	0.0
147.5°	0.0	0.0	0.0	0.0	0.0	0.0	0.0	0.0	0.0	0.0	0.0
150°	0.0	0.0	0.0	0.0	0.0	0.0	0.0	0.0	0.0	0.0	0.0
152.5°	0.0	0.0	0.0	0.0	0.0	0.0	0.0	0.0	0.0	0.0	0.0
155°	0.0	0.0	0.0	0.0	0.0	0.0	0.0	0.0	0.0	0.0	0.0
157.5°	0.0	0.0	0.0	0.0	0.0	0.0	0.0	0.0	0.0	0.0	0.0
160°	0.0	0.0	0.0	0.0	0.0	0.0	0.0	0.0	0.0	0.0	0.0
162.5°	0.0	0.0	0.0	0.0	0.0	0.0	0.0	0.0	0.0	0.0	0.0
165°	0.0	0.0	0.0	0.0	0.0	0.0	0.0	0.0	0.0	0.0	0.0
167.5°	0.0	0.0	0.0	0.0	0.0	0.0	0.0	0.0	0.0	0.0	0.0
170°	0.0	0.0	0.0	0.0	0.0	0.0	0.0	0.0	0.0	0.0	0.0
172.5°	0.0	0.0	0.0	0.0	0.0	0.0	0.0	0.0	0.0	0.0	0.0
175°	0.0	0.0	0.0	0.0	0.0	0.0	0.0	0.0	0.0	0.0	0.0
177.5°	0.0	0.0	0.0	0.0	0.0	0.0	0.0	0.0	0.0	0.0	0.0
180°	0.0	0.0	0.0	0.0	0.0	0.0	0.0	0.0	0.0	0.0	0.0



REPORT NUMBER: P226290

CATALOG NUMBER: ISW-AF-1200-LED-E1-T2

CANDELA DISTRIBUTION (continued):

	65°	66°	67°	68°	69°	70°	71°	72°	73°	74°	75°
0°	980.1	980.1	980.1	980.1	980.1	980.1	980.1	980.1	980.1	980.1	980.1
2.5°	1014.9	1011.8	1007.7	1008.7	1006.7	1003.6	1004.6	1003.6	1004.6	1002.6	1000.5
5°	1044.5	1042.5	1036.4	1035.3	1033.3	1031.2	1028.2	1025.1	1024.1	1022.0	1017.9
7.5°	1078.3	1072.2	1069.1	1065.0	1059.9	1051.7	1050.7	1046.6	1043.5	1041.5	1036.4
10°	1113.1	1105.9	1101.8	1096.7	1091.6	1086.5	1081.4	1074.2	1067.0	1065.0	1058.9
12.5°	1165.2	1156.0	1147.9	1139.7	1134.6	1125.3	1118.2	1109.0	1101.8	1098.8	1088.5
15°	1222.5	1210.3	1202.1	1195.9	1187.7	1179.6	1170.4	1162.2	1150.9	1141.7	1132.5
17.5°	1290.0	1278.8	1272.7	1261.4	1251.2	1242.0	1234.8	1224.6	1215.4	1199.0	1190.8
20°	1379.0	1369.8	1362.7	1350.4	1339.1	1329.9	1323.8	1302.3	1290.0	1275.7	1262.4
22.5°	1461.9	1462.9	1455.8	1447.6	1440.4	1428.1	1417.9	1402.6	1387.2	1369.8	1351.4
25°	1551.9	1560.1	1561.1	1559.1	1555.0	1540.7	1535.6	1520.2	1507.9	1479.3	1471.1
27.5°	1652.2	1661.4	1672.6	1686.9	1690.0	1674.7	1681.8	1666.5	1645.0	1632.7	1606.1
30°	1749.3	1774.9	1798.4	1814.8	1825.0	1832.2	1827.1	1822.0	1807.7	1787.2	1763.7
32.5°	1874.1	1900.7	1924.3	1960.1	1978.5	2001.0	1996.9	1998.9	1993.8	1973.4	1945.8
35°	2000.0	2023.5	2054.2	2077.7	2122.7	2147.3	2167.7	2166.7	2166.7	2154.4	2127.8
37.5°	2111.5	2124.8	2150.3	2189.2	2218.9	2257.8	2290.5	2303.8	2325.3	2326.3	2297.6
40°	2228.1	2241.4	2260.8	2289.5	2322.2	2368.2	2412.3	2455.3	2475.7	2497.2	2486.0
42.5°	2353.9	2368.2	2382.6	2401.1	2448.1	2483.9	2543.3	2601.6	2643.5	2687.5	2682.4
45°	2478.8	2495.2	2515.6	2543.3	2585.2	2643.5	2700.8	2766.3	2862.4	2914.6	2950.4
47.5°	2620.0	2646.6	2684.4	2728.4	2762.2	2822.5	2895.2	2996.4	3093.6	3183.6	3239.9
50°	2832.8	2843.0	2904.4	2947.3	3011.8	3073.1	3145.8	3234.8	3360.6	3452.7	3542.7
52.5°	3083.4	3122.3	3183.6	3232.7	3283.9	3345.3	3419.9	3499.7	3624.5	3727.8	3844.5
55°	3406.6	3461.9	3515.1	3541.7	3613.3	3668.5	3728.9	3807.6	3941.6	4054.3	4191.3
57.5°	3792.3	3847.5	3873.1	3912.0	3942.7	4004.1	4086.0	4139.2	4257.8	4374.4	4519.7
60°	4584.1	4549.4	4580.1	4519.7	4510.5	4515.6	4533.0	4573.9	4640.4	4748.8	4902.3
62.5°	6013.3	5963.2	5830.2	5782.1	5689.0	5563.2	5444.5	5428.1	5393.3	5475.1	5571.4
65°	6848.0	7030.1	7049.6	7100.7	7063.9	6965.7	6826.6	6781.6	6669.0	6590.3	6585.1
67.5°	6647.5	6920.7	7091.5	7307.4	7427.1	7543.8	7574.4	7614.3	7541.7	7505.9	7516.1
69°	6090.0	6292.6	6675.2	6822.5	7011.7	7167.3	7371.9	7407.7	7478.3	7488.5	7624.6
70°	5537.5	5835.3	6054.2	6275.2	6537.1	6707.9	6800.0	6951.4	7126.3	7212.3	7359.6
72.5°	3981.6	4078.8	4234.3	4520.7	4593.4	4770.3	4951.4	5080.3	5285.9	5431.2	5778.0
75°	2148.3	2206.6	2451.2	2613.8	2656.8	2715.1	2848.1	2879.8	2956.5	3003.6	3337.1
77.5°	981.1	1070.1	1101.8	1190.8	1140.7	1165.2	1197.0	1189.8	1211.3	1313.6	1430.2
80°	452.1	469.5	481.8	518.6	520.7	512.5	515.6	510.5	506.4	522.7	535.0
82.5°	219.9	246.5	246.5	269.0	280.3	277.2	283.4	281.3	285.4	281.3	294.6
85°	128.9	128.9	139.1	151.4	149.4	153.4	153.4	161.6	162.6	164.7	164.7
87.5°	60.4	66.5	69.6	74.7	76.7	79.8	81.8	81.8	82.9	80.8	82.9
90°	15.3	15.3	25.6	25.6	27.6	30.7	26.6	28.6	35.8	26.6	33.8
92.5°	0.0	0.0	0.0	0.0	0.0	0.0	0.0	0.0	0.0	0.0	0.0
95°	0.0	0.0	0.0	0.0	0.0	0.0	0.0	0.0	0.0	0.0	0.0
97.5°	0.0	0.0	0.0	0.0	0.0	0.0	0.0	0.0	0.0	0.0	0.0
100°	0.0	0.0	0.0	0.0	0.0	0.0	0.0	0.0	0.0	0.0	0.0
102.5°	0.0	0.0	0.0	0.0	0.0	0.0	0.0	0.0	0.0	0.0	0.0
105°	0.0	0.0	0.0	0.0	0.0	0.0	0.0	0.0	0.0	0.0	0.0
107.5°	0.0	0.0	0.0	0.0	0.0	0.0	0.0	0.0	0.0	0.0	0.0



REPORT NUMBER: P226290

CATALOG NUMBER: ISW-AF-1200-LED-E1-T2

CANDELA DISTRIBUTION (continued):

	65°	66°	67°	68°	69°	70°	71°	72°	73°	74°	75°
110°	0.0	0.0	0.0	0.0	0.0	0.0	0.0	0.0	0.0	0.0	0.0
112.5°	0.0	0.0	0.0	0.0	0.0	0.0	0.0	0.0	0.0	0.0	0.0
115°	0.0	0.0	0.0	0.0	0.0	0.0	0.0	0.0	0.0	0.0	0.0
117.5°	0.0	0.0	0.0	0.0	0.0	0.0	0.0	0.0	0.0	0.0	0.0
120°	0.0	0.0	0.0	0.0	0.0	0.0	0.0	0.0	0.0	0.0	0.0
122.5°	0.0	0.0	0.0	0.0	0.0	0.0	0.0	0.0	0.0	0.0	0.0
125°	0.0	0.0	0.0	0.0	0.0	0.0	0.0	0.0	0.0	0.0	0.0
127.5°	0.0	0.0	0.0	0.0	0.0	0.0	0.0	0.0	0.0	0.0	0.0
130°	0.0	0.0	0.0	0.0	0.0	0.0	0.0	0.0	0.0	0.0	0.0
132.5°	0.0	0.0	0.0	0.0	0.0	0.0	0.0	0.0	0.0	0.0	0.0
135°	0.0	0.0	0.0	0.0	0.0	0.0	0.0	0.0	0.0	0.0	0.0
137.5°	0.0	0.0	0.0	0.0	0.0	0.0	0.0	0.0	0.0	0.0	0.0
140°	0.0	0.0	0.0	0.0	0.0	0.0	0.0	0.0	0.0	0.0	0.0
142.5°	0.0	0.0	0.0	0.0	0.0	0.0	0.0	0.0	0.0	0.0	0.0
145°	0.0	0.0	0.0	0.0	0.0	0.0	0.0	0.0	0.0	0.0	0.0
147.5°	0.0	0.0	0.0	0.0	0.0	0.0	0.0	0.0	0.0	0.0	0.0
150°	0.0	0.0	0.0	0.0	0.0	0.0	0.0	0.0	0.0	0.0	0.0
152.5°	0.0	0.0	0.0	0.0	0.0	0.0	0.0	0.0	0.0	0.0	0.0
155°	0.0	0.0	0.0	0.0	0.0	0.0	0.0	0.0	0.0	0.0	0.0
157.5°	0.0	0.0	0.0	0.0	0.0	0.0	0.0	0.0	0.0	0.0	0.0
160°	0.0	0.0	0.0	0.0	0.0	0.0	0.0	0.0	0.0	0.0	0.0
162.5°	0.0	0.0	0.0	0.0	0.0	0.0	0.0	0.0	0.0	0.0	0.0
165°	0.0	0.0	0.0	0.0	0.0	0.0	0.0	0.0	0.0	0.0	0.0
167.5°	0.0	0.0	0.0	0.0	0.0	0.0	0.0	0.0	0.0	0.0	0.0
170°	0.0	0.0	0.0	0.0	0.0	0.0	0.0	0.0	0.0	0.0	0.0
172.5°	0.0	0.0	0.0	0.0	0.0	0.0	0.0	0.0	0.0	0.0	0.0
175°	0.0	0.0	0.0	0.0	0.0	0.0	0.0	0.0	0.0	0.0	0.0
177.5°	0.0	0.0	0.0	0.0	0.0	0.0	0.0	0.0	0.0	0.0	0.0
180°	0.0	0.0	0.0	0.0	0.0	0.0	0.0	0.0	0.0	0.0	0.0



REPORT NUMBER: P226290

CATALOG NUMBER: ISW-AF-1200-LED-E1-T2

CANDELA DISTRIBUTION (continued):

	76°	77°	78°	79°	80°	81°	82°	83°	84°	85°	86°
0°	980.1	980.1	980.1	980.1	980.1	980.1	980.1	980.1	980.1	980.1	980.1
2.5°	998.5	1000.5	999.5	995.4	994.4	994.4	992.4	991.3	989.3	988.3	990.3
5°	1016.9	1016.9	1013.8	1009.8	1005.7	1004.6	1003.6	998.5	996.5	994.4	992.4
7.5°	1034.3	1032.3	1028.2	1021.0	1016.9	1015.9	1011.8	1006.7	1001.6	997.5	995.4
10°	1052.7	1050.7	1042.5	1037.4	1029.2	1028.2	1021.0	1014.9	1009.8	1004.6	1000.5
12.5°	1079.3	1077.3	1068.1	1055.8	1049.6	1045.6	1036.4	1029.2	1022.0	1015.9	1008.7
15°	1120.2	1112.0	1105.9	1093.6	1084.4	1076.2	1065.0	1054.8	1044.5	1034.3	1028.2
17.5°	1177.5	1166.3	1149.9	1142.7	1130.5	1117.2	1101.8	1094.7	1081.4	1069.1	1056.8
20°	1252.2	1240.9	1215.4	1206.2	1188.8	1169.3	1157.1	1141.7	1130.5	1111.0	1097.7
22.5°	1335.1	1324.8	1300.3	1275.7	1259.4	1244.0	1224.6	1205.1	1183.7	1165.2	1150.9
25°	1442.5	1427.1	1405.6	1381.1	1356.5	1335.1	1308.5	1280.8	1262.4	1236.8	1216.4
27.5°	1588.7	1562.1	1526.3	1499.7	1480.3	1447.6	1414.8	1390.3	1361.6	1327.9	1305.4
30°	1747.3	1717.6	1691.0	1660.4	1627.6	1595.9	1550.9	1515.1	1484.4	1448.6	1411.8
32.5°	1923.2	1897.7	1859.8	1819.9	1784.1	1744.2	1711.5	1673.6	1620.5	1582.6	1543.7
35°	2100.2	2070.6	2031.7	1997.9	1957.0	1916.1	1879.3	1829.1	1781.1	1726.8	1672.6
37.5°	2271.1	2245.5	2202.5	2151.4	2115.6	2071.6	2033.7	1980.5	1923.2	1862.9	1822.0
40°	2461.4	2420.5	2390.8	2331.4	2294.6	2245.5	2191.3	2150.3	2095.1	2029.6	1971.3
42.5°	2679.3	2650.7	2619.0	2570.9	2532.0	2473.7	2405.2	2352.9	2301.7	2224.0	2143.2
45°	2955.5	2937.1	2884.9	2846.1	2793.9	2732.5	2673.2	2609.8	2528.9	2438.9	2365.2
47.5°	3286.9	3272.6	3225.6	3170.3	3101.8	3018.9	2963.7	2876.7	2808.2	2695.7	2607.7
50°	3587.7	3594.9	3569.3	3484.4	3423.0	3340.1	3253.2	3177.5	3072.1	2955.5	2843.0
52.5°	3946.7	3939.6	3875.1	3828.1	3755.5	3655.2	3560.1	3462.9	3347.3	3226.6	3086.4
55°	4290.6	4312.0	4267.0	4200.5	4112.6	3972.3	3876.2	3750.3	3628.6	3495.6	3334.0
57.5°	4624.0	4692.6	4657.8	4579.0	4489.0	4387.7	4260.9	4119.7	3993.9	3819.9	3637.8
60°	5039.4	5130.4	5144.7	5093.6	4995.4	4877.7	4711.0	4600.5	4427.6	4267.0	4126.9
62.5°	5678.8	5885.4	5873.2	5897.7	5828.2	5755.5	5560.0	5441.4	5216.3	5100.7	4905.4
65°	6746.8	6899.2	7082.3	7076.2	7028.1	6854.2	6651.6	6453.2	6304.9	6076.7	5873.2
67.5°	7643.0	7768.8	7877.2	7821.0	7710.5	7515.1	7277.8	7001.5	6775.4	6523.8	6256.8
69°	7726.9	7880.3	7943.7	7874.2	7675.7	7421.0	7188.8	6931.9	6620.9	6405.1	6079.8
70°	7501.8	7653.2	7781.1	7602.1	7420.0	7171.4	6917.6	6650.6	6372.4	6140.2	5811.8
72.5°	5959.1	6129.9	6112.5	6093.1	5947.8	5699.3	5465.9	5322.7	5127.3	4847.0	4609.7
75°	3464.9	3543.7	3405.6	3550.9	3377.0	3126.3	3159.1	2997.5	2854.2	2692.6	2567.8
77.5°	1360.6	1430.2	1357.6	1334.0	1256.3	1238.9	1109.0	1124.3	1059.9	933.0	874.7
80°	515.6	524.8	512.5	486.9	481.8	452.1	444.0	415.3	402.0	360.1	344.7
82.5°	277.2	282.3	274.2	266.0	259.8	242.4	231.2	209.7	197.4	184.1	183.1
85°	159.6	155.5	151.4	147.3	138.1	127.9	119.7	111.5	102.3	95.1	88.0
87.5°	83.9	84.9	85.9	81.8	75.7	67.5	62.4	59.3	52.2	49.1	46.0
90°	27.6	20.5	23.5	29.7	27.6	22.5	21.5	18.4	15.3	15.3	12.3
92.5°	0.0	0.0	0.0	0.0	0.0	0.0	0.0	0.0	0.0	0.0	0.0
95°	0.0	0.0	0.0	0.0	0.0	0.0	0.0	0.0	0.0	0.0	0.0
97.5°	0.0	0.0	0.0	0.0	0.0	0.0	0.0	0.0	0.0	0.0	0.0
100°	0.0	0.0	0.0	0.0	0.0	0.0	0.0	0.0	0.0	0.0	0.0
102.5°	0.0	0.0	0.0	0.0	0.0	0.0	0.0	0.0	0.0	0.0	0.0
105°	0.0	0.0	0.0	0.0	0.0	0.0	0.0	0.0	0.0	0.0	0.0
107.5°	0.0	0.0	0.0	0.0	0.0	0.0	0.0	0.0	0.0	0.0	0.0



REPORT NUMBER: P226290
 CATALOG NUMBER: ISW-AF-1200-LED-E1-T2

REPORT N
 CATALOG

CANDELA DISTRIBUTION (continued):

CANDELA

	76°	77°	78°	79°	80°	81°	82°	83°	84°	85°	86°	
110°	0.0	0.0	0.0	0.0	0.0	0.0	0.0	0.0	0.0	0.0	0.0	0°
112.5°	0.0	0.0	0.0	0.0	0.0	0.0	0.0	0.0	0.0	0.0	0.0	2.5°
115°	0.0	0.0	0.0	0.0	0.0	0.0	0.0	0.0	0.0	0.0	0.0	5°
117.5°	0.0	0.0	0.0	0.0	0.0	0.0	0.0	0.0	0.0	0.0	0.0	7.5°
120°	0.0	0.0	0.0	0.0	0.0	0.0	0.0	0.0	0.0	0.0	0.0	10°
122.5°	0.0	0.0	0.0	0.0	0.0	0.0	0.0	0.0	0.0	0.0	0.0	12.5°
125°	0.0	0.0	0.0	0.0	0.0	0.0	0.0	0.0	0.0	0.0	0.0	15°
127.5°	0.0	0.0	0.0	0.0	0.0	0.0	0.0	0.0	0.0	0.0	0.0	17.5°
130°	0.0	0.0	0.0	0.0	0.0	0.0	0.0	0.0	0.0	0.0	0.0	20°
132.5°	0.0	0.0	0.0	0.0	0.0	0.0	0.0	0.0	0.0	0.0	0.0	22.5°
135°	0.0	0.0	0.0	0.0	0.0	0.0	0.0	0.0	0.0	0.0	0.0	25°
137.5°	0.0	0.0	0.0	0.0	0.0	0.0	0.0	0.0	0.0	0.0	0.0	27.5°
140°	0.0	0.0	0.0	0.0	0.0	0.0	0.0	0.0	0.0	0.0	0.0	30°
142.5°	0.0	0.0	0.0	0.0	0.0	0.0	0.0	0.0	0.0	0.0	0.0	32.5°
145°	0.0	0.0	0.0	0.0	0.0	0.0	0.0	0.0	0.0	0.0	0.0	35°
147.5°	0.0	0.0	0.0	0.0	0.0	0.0	0.0	0.0	0.0	0.0	0.0	37.5°
150°	0.0	0.0	0.0	0.0	0.0	0.0	0.0	0.0	0.0	0.0	0.0	40°
152.5°	0.0	0.0	0.0	0.0	0.0	0.0	0.0	0.0	0.0	0.0	0.0	42.5°
155°	0.0	0.0	0.0	0.0	0.0	0.0	0.0	0.0	0.0	0.0	0.0	45°
157.5°	0.0	0.0	0.0	0.0	0.0	0.0	0.0	0.0	0.0	0.0	0.0	47.5°
160°	0.0	0.0	0.0	0.0	0.0	0.0	0.0	0.0	0.0	0.0	0.0	50°
162.5°	0.0	0.0	0.0	0.0	0.0	0.0	0.0	0.0	0.0	0.0	0.0	52.5°
165°	0.0	0.0	0.0	0.0	0.0	0.0	0.0	0.0	0.0	0.0	0.0	55°
167.5°	0.0	0.0	0.0	0.0	0.0	0.0	0.0	0.0	0.0	0.0	0.0	57.5°
170°	0.0	0.0	0.0	0.0	0.0	0.0	0.0	0.0	0.0	0.0	0.0	60°
172.5°	0.0	0.0	0.0	0.0	0.0	0.0	0.0	0.0	0.0	0.0	0.0	62.5°
175°	0.0	0.0	0.0	0.0	0.0	0.0	0.0	0.0	0.0	0.0	0.0	65°
177.5°	0.0	0.0	0.0	0.0	0.0	0.0	0.0	0.0	0.0	0.0	0.0	67.5°
180°	0.0	0.0	0.0	0.0	0.0	0.0	0.0	0.0	0.0	0.0	0.0	69°
												70°
												72.5°
												75°
												77.5°
												80°
												82.5°
												85°
												87.5°
												90°
												92.5°
												95°
												97.5°
												100°
												102.5°
												105°
												107.5°



NUMBER: P226290
 NUMBER: ISW-AF-1200-LED-E1-T2

REPORT NUMBER: P
 CATALOG NUMBER:

DISTRIBUTION (continued):

CANDELA DISTRIBUTION

87°	88°	89°	90°	95°	105°	115°	125°	135°	145°	155°	110°	87°
980.1	980.1	980.1	980.1	980.1	980.1	980.1	980.1	980.1	980.1	980.1	110°	0.0
987.2	987.2	984.2	982.1	975.0	962.7	950.4	939.2	923.8	917.7	909.5	112.5°	0.0
990.3	988.3	985.2	981.1	966.8	938.1	908.5	876.8	844.0	814.4	779.5	115°	0.0
992.4	988.3	984.2	979.1	958.6	914.6	855.3	792.8	734.5	690.5	672.1	117.5°	0.0
993.4	990.3	985.2	978.0	949.4	883.9	788.7	698.7	647.5	630.1	627.1	120°	0.0
1004.6	999.5	991.3	983.2	945.3	850.2	714.0	628.1	607.6	615.8	630.1	122.5°	0.0
1019.0	1012.8	1002.6	994.4	943.3	806.2	641.4	588.2	595.4	617.9	641.4	125°	0.0
1044.5	1034.3	1023.1	1014.9	947.4	751.9	583.1	567.7	589.2	617.9	649.6	127.5°	0.0
1082.4	1068.1	1054.8	1040.4	953.5	684.4	548.3	554.4	580.0	610.7	645.5	130°	0.0
1129.4	1113.1	1094.7	1073.2	960.7	626.0	528.9	540.1	563.6	590.2	618.9	132.5°	0.0
1192.9	1170.4	1146.8	1120.2	970.9	562.6	511.5	523.8	538.1	553.4	567.7	135°	0.0
1272.7	1242.0	1216.4	1180.6	981.1	519.7	497.2	501.2	504.3	506.4	505.3	137.5°	0.0
1379.0	1332.0	1302.3	1258.3	992.4	497.2	480.8	475.7	470.6	463.4	455.2	140°	0.0
1491.6	1452.7	1405.6	1349.4	999.5	481.8	465.4	449.1	434.8	427.6	427.6	142.5°	0.0
1622.5	1574.4	1515.1	1444.5	990.3	465.4	445.0	423.5	415.3	424.5	421.5	145°	0.0
1753.4	1686.9	1621.5	1540.7	967.8	447.0	422.5	411.2	417.4	405.1	397.9	147.5°	0.0
1897.7	1824.0	1733.0	1638.9	935.1	427.6	411.2	417.4	395.9	381.6	387.7	150°	0.0
2059.3	1972.4	1874.1	1746.3	913.6	415.3	393.8	399.0	380.5	370.3	367.2	152.5°	0.0
2279.2	2155.5	2035.8	1885.4	930.0	395.9	360.1	380.5	370.3	361.1	352.9	155°	0.0
2495.2	2363.1	2222.0	2045.0	958.6	381.6	333.5	361.1	368.3	352.9	337.6	157.5°	0.0
2712.0	2571.9	2407.2	2209.7	993.4	372.4	313.0	337.6	363.1	344.7	332.5	160°	0.0
2940.2	2763.2	2594.4	2381.5	1038.4	363.1	296.7	317.1	353.9	344.7	326.3	162.5°	0.0
3179.5	2970.9	2802.1	2571.9	1117.2	349.8	276.2	300.7	344.7	343.7	320.2	165°	0.0
3457.8	3271.6	3054.7	2820.5	1226.6	334.5	257.8	288.5	336.6	339.6	313.0	167.5°	0.0
3931.4	3739.1	3477.2	3254.2	1443.5	314.0	246.5	276.2	323.3	331.4	306.9	170°	0.0
4699.7	4437.9	4197.5	3988.8	1814.8	285.4	238.3	262.9	308.9	321.2	301.8	172.5°	0.0
5580.6	5324.8	5034.2	4683.4	2021.5	258.8	227.1	246.5	294.6	311.0	296.7	175°	0.0
5955.0	5620.5	5267.5	4851.1	1824.0	237.3	214.8	231.2	278.2	296.7	289.5	177.5°	0.0
5783.2	5444.5	5034.2	4626.1	1586.7	226.1	207.7	223.0	266.0	287.4	282.3	180°	0.0
5484.3	5143.7	4777.5	4287.5	1416.9	219.9	202.5	217.9	260.9	282.3	278.2		
4337.6	4033.8	3696.1	3322.7	965.8	199.5	186.2	202.5	240.4	263.9	262.9		
2298.7	2209.7	1960.1	1741.2	500.2	178.0	168.8	185.2	222.0	246.5	246.5		
827.7	750.8	718.1	596.4	266.0	155.5	151.4	163.7	201.5	225.0	224.0		
313.0	304.8	273.1	255.7	168.8	126.8	127.9	140.1	177.0	199.5	198.5		
177.0	160.6	155.5	150.4	107.4	100.2	105.4	117.6	151.4	170.8	173.9		
84.9	78.8	76.7	71.6	70.6	76.7	82.9	93.1	120.7	144.2	141.2		
40.9	38.9	37.8	36.8	50.1	49.1	60.4	64.4	80.8	114.6	103.3		
13.3	13.3	12.3	10.2	14.3	16.4	19.4	27.6	33.8	66.5	54.2		
0.0	0.0	0.0	0.0	0.0	0.0	0.0	0.0	0.0	0.0	0.0		
0.0	0.0	0.0	0.0	0.0	0.0	0.0	0.0	0.0	0.0	0.0		
0.0	0.0	0.0	0.0	0.0	0.0	0.0	0.0	0.0	0.0	0.0		
0.0	0.0	0.0	0.0	0.0	0.0	0.0	0.0	0.0	0.0	0.0		
0.0	0.0	0.0	0.0	0.0	0.0	0.0	0.0	0.0	0.0	0.0		
0.0	0.0	0.0	0.0	0.0	0.0	0.0	0.0	0.0	0.0	0.0		
0.0	0.0	0.0	0.0	0.0	0.0	0.0	0.0	0.0	0.0	0.0		
0.0	0.0	0.0	0.0	0.0	0.0	0.0	0.0	0.0	0.0	0.0		
0.0	0.0	0.0	0.0	0.0	0.0	0.0	0.0	0.0	0.0	0.0		

'226290
 ISW-AF-1200-LED-E1-T2

REPORT NUMBER: P226290
 CATALOG NUMBER: ISW-AF-1:

TION (continued):

CANDELA DISTRIBUTION (con

88°	89°	90°	95°	105°	115°	125°	135°	145°	155°		165°	175°
0.0	0.0	0.0	0.0	0.0	0.0	0.0	0.0	0.0	0.0	0°	980.1	980.1
0.0	0.0	0.0	0.0	0.0	0.0	0.0	0.0	0.0	0.0	2.5°	902.3	888.0
0.0	0.0	0.0	0.0	0.0	0.0	0.0	0.0	0.0	0.0	5°	753.9	751.9
0.0	0.0	0.0	0.0	0.0	0.0	0.0	0.0	0.0	0.0	7.5°	660.8	647.5
0.0	0.0	0.0	0.0	0.0	0.0	0.0	0.0	0.0	0.0	10°	630.1	629.1
0.0	0.0	0.0	0.0	0.0	0.0	0.0	0.0	0.0	0.0	12.5°	643.4	646.5
0.0	0.0	0.0	0.0	0.0	0.0	0.0	0.0	0.0	0.0	15°	660.8	667.0
0.0	0.0	0.0	0.0	0.0	0.0	0.0	0.0	0.0	0.0	17.5°	672.1	683.3
0.0	0.0	0.0	0.0	0.0	0.0	0.0	0.0	0.0	0.0	20°	669.0	682.3
0.0	0.0	0.0	0.0	0.0	0.0	0.0	0.0	0.0	0.0	22.5°	635.3	641.4
0.0	0.0	0.0	0.0	0.0	0.0	0.0	0.0	0.0	0.0	25°	574.9	576.9
0.0	0.0	0.0	0.0	0.0	0.0	0.0	0.0	0.0	0.0	27.5°	502.3	500.2
0.0	0.0	0.0	0.0	0.0	0.0	0.0	0.0	0.0	0.0	30°	451.1	437.8
0.0	0.0	0.0	0.0	0.0	0.0	0.0	0.0	0.0	0.0	32.5°	427.6	419.4
0.0	0.0	0.0	0.0	0.0	0.0	0.0	0.0	0.0	0.0	35°	411.2	397.9
0.0	0.0	0.0	0.0	0.0	0.0	0.0	0.0	0.0	0.0	37.5°	426.6	425.5
0.0	0.0	0.0	0.0	0.0	0.0	0.0	0.0	0.0	0.0	40°	440.9	438.8
0.0	0.0	0.0	0.0	0.0	0.0	0.0	0.0	0.0	0.0	42.5°	416.3	397.9
0.0	0.0	0.0	0.0	0.0	0.0	0.0	0.0	0.0	0.0	45°	371.3	349.8
0.0	0.0	0.0	0.0	0.0	0.0	0.0	0.0	0.0	0.0	47.5°	340.6	328.4
0.0	0.0	0.0	0.0	0.0	0.0	0.0	0.0	0.0	0.0	50°	326.3	322.2
0.0	0.0	0.0	0.0	0.0	0.0	0.0	0.0	0.0	0.0	52.5°	322.2	332.5
0.0	0.0	0.0	0.0	0.0	0.0	0.0	0.0	0.0	0.0	55°	320.2	331.4
0.0	0.0	0.0	0.0	0.0	0.0	0.0	0.0	0.0	0.0	57.5°	305.9	325.3
0.0	0.0	0.0	0.0	0.0	0.0	0.0	0.0	0.0	0.0	60°	295.6	319.2
0.0	0.0	0.0	0.0	0.0	0.0	0.0	0.0	0.0	0.0	62.5°	289.5	316.1
0.0	0.0	0.0	0.0	0.0	0.0	0.0	0.0	0.0	0.0	65°	284.4	318.1
0.0	0.0	0.0	0.0	0.0	0.0	0.0	0.0	0.0	0.0	67.5°	276.2	324.3
0.0	0.0	0.0	0.0	0.0	0.0	0.0	0.0	0.0	0.0	69°	272.1	323.3
										70°	268.0	320.2
										72.5°	253.7	295.6
										75°	236.3	260.9
										77.5°	213.8	224.0
										80°	189.2	195.4
										82.5°	164.7	188.2
										85°	128.9	159.6
										87.5°	95.1	88.0
										90°	54.2	39.9
										92.5°	0.0	0.0
										95°	0.0	0.0
										97.5°	0.0	0.0
										100°	0.0	0.0
										102.5°	0.0	0.0
										105°	0.0	0.0
										107.5°	0.0	0.0



REPORT NUMBER: P226290

CATALOG NUMBER: ISW-AF-1200-LED-E:

200-LED-E1-T2

tinued):

180°
980.1
891.1
745.7
648.6
632.2
644.5
669.0
687.4
685.4
646.5
579.0
508.4
448.1
428.6
404.1
430.7
442.9
402.0
349.8
326.3
320.2
335.5
330.4
326.3
320.2
315.1
314.0
316.1
312.0
306.9
276.2
248.6
224.0
197.4
166.7
124.8
95.1
33.8
0.0
0.0
0.0
0.0
0.0
0.0
0.0
0.0
0.0

CANDELA DISTRIBUTION (continued):

	165°	175°	180°
110°	0.0	0.0	0.0
112.5°	0.0	0.0	0.0
115°	0.0	0.0	0.0
117.5°	0.0	0.0	0.0
120°	0.0	0.0	0.0
122.5°	0.0	0.0	0.0
125°	0.0	0.0	0.0
127.5°	0.0	0.0	0.0
130°	0.0	0.0	0.0
132.5°	0.0	0.0	0.0
135°	0.0	0.0	0.0
137.5°	0.0	0.0	0.0
140°	0.0	0.0	0.0
142.5°	0.0	0.0	0.0
145°	0.0	0.0	0.0
147.5°	0.0	0.0	0.0
150°	0.0	0.0	0.0
152.5°	0.0	0.0	0.0
155°	0.0	0.0	0.0
157.5°	0.0	0.0	0.0
160°	0.0	0.0	0.0
162.5°	0.0	0.0	0.0
165°	0.0	0.0	0.0
167.5°	0.0	0.0	0.0
170°	0.0	0.0	0.0
172.5°	0.0	0.0	0.0
175°	0.0	0.0	0.0
177.5°	0.0	0.0	0.0
180°	0.0	0.0	0.0

(END OF F

Cooper Lighting Solutions Photometric Lab
1121 Highway 74 South
Peachtree City, GA 30269

Scaled Data Report

